

Scaled data based on original data using  
LM-79-08 Approved Method: Electrical and Photometric Measurements of Solid-  
State Lighting Products

Test Report Prepared for  
Cooper Lighting Solutions  
(formerly Eaton)

Brand: STREETWORKS

Report Number: P191385

Luminaire Tested: **GAN-AF-07-LED-U-T2-1200**

Issue Date: 3/3/2020

**Test Information**

Test Method: LM-79-08  
Report Number: P191385  
TEST IS SCALED FROM IESNA LM-79-08 TEST DATA (P24139)  
Test Lab: INNOVATION CENTER P2  
Issue Date: 3/3/2020  
Manufacturer: COOPER LIGHTING SOLUTIONS (FORMERLY EATON)  
Product Line: STREETWORKS  
Catalog Number: GAN-AF-07-LED-U-T2-1200  
Description: GALLEON AREA AND ROADWAY LUMINAIRE  
(7) 70 CRI, 4000K, 1200mA LIGHTSQUARES WITH 16 LEDS EACH AND TYPE II OPTICS  
Light Source: -  
Ballast/Driver: ELECTRONIC DRIVER

**Summary**

Lumens per Lamp: N/A  
Luminaire Lumens: 46364.2 lumens  
Efficiency: N/A  
Efficacy: 103.5 lumens/watt  
Luminous Opening: Rectangular (W 2' x L: 1' x H: 0')  
IES Classification: Type II - Medium - Full Cutoff  
BUG Rating: B4 - U0 - G5

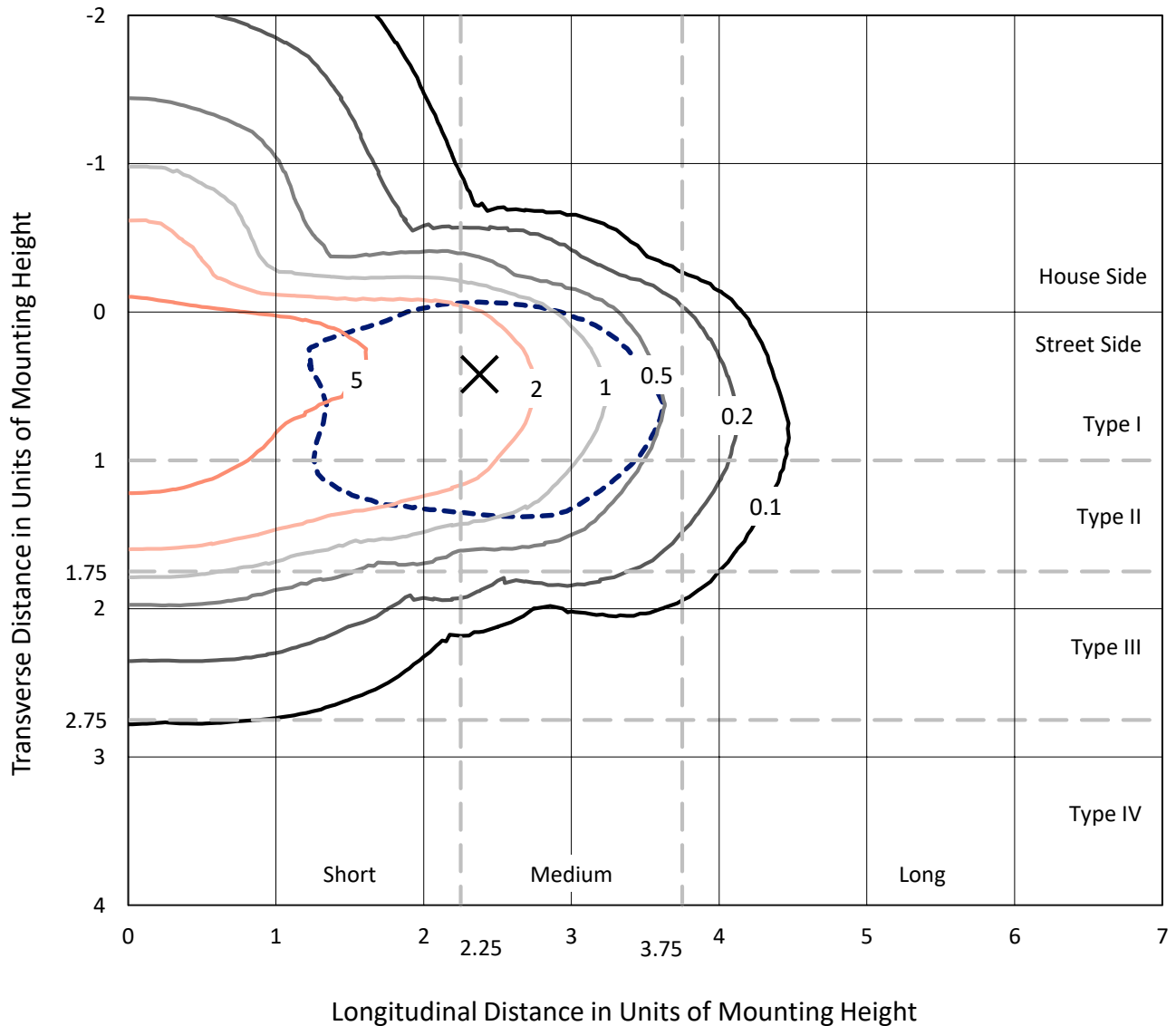
Input Watts (W): 448  
Input Voltage (V): NR  
Input Current (Ain): NR  
Voltage Rise (V): NR  
Power Factor: NR  
Total Harmonic Distortion (THDi): NR  
Frequency (hertz): 60  
Stabilization Time: NR  
Operation Time: NR  
Ambient Temperature (°C): NR  
Test Distance: 28.75 FT



REPORT NUMBER: P191385  
 CATALOG NUMBER: GAN-AF-07-LED-U-T2-1200

### Iso-Footcandle Lines of Horizontal Illumination

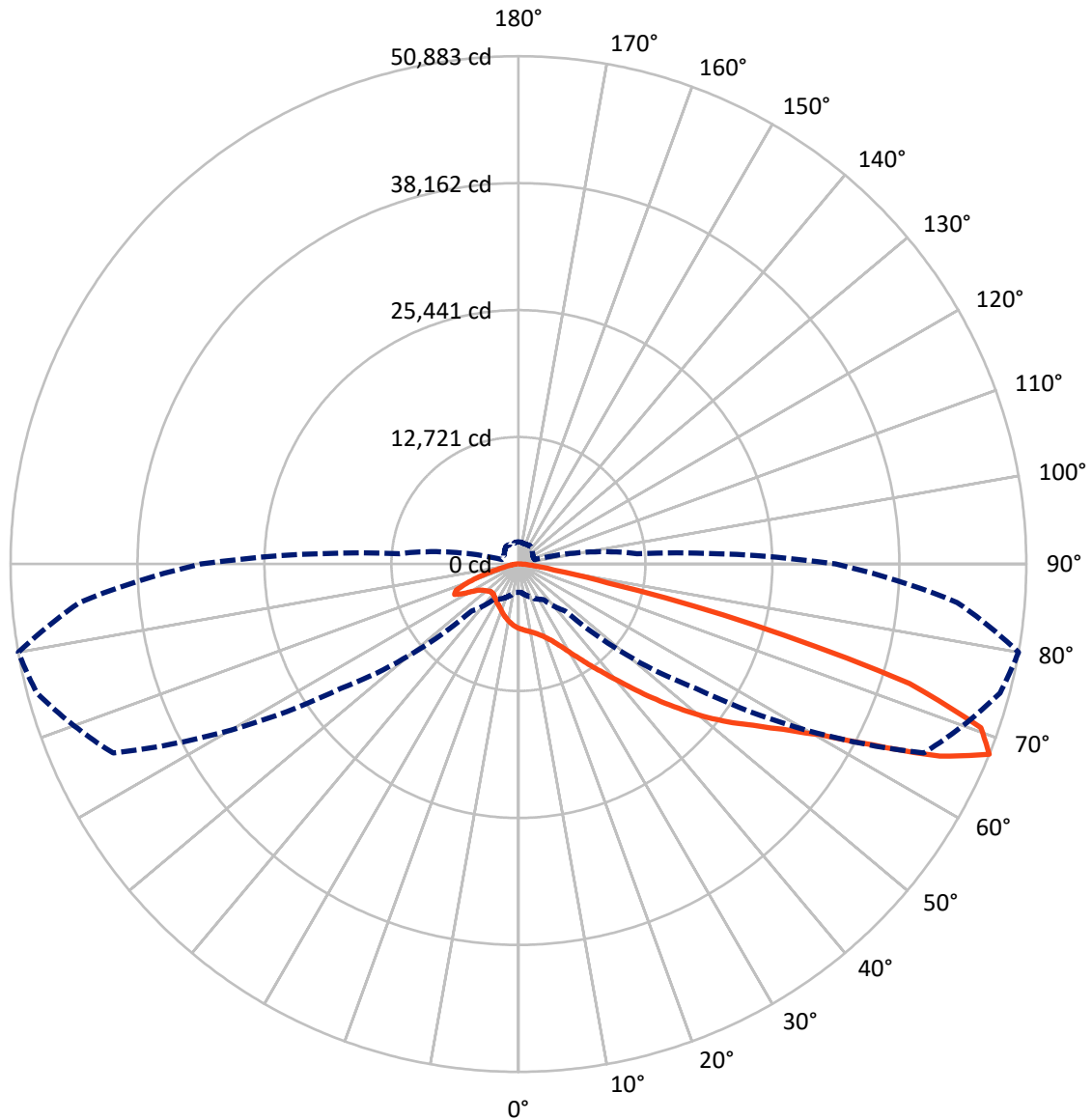
× Max cd  
 - - - 1/2 Max cd



Based on 30 foot mounting height. Maximum calculated value = 8.7 fc  
 Type II - Medium - Full Cutoff

REPORT NUMBER: P191385  
CATALOG NUMBER: GAN-AF-07-LED-U-T2-1200

### Luminous Intensity Polar Plot



— Vertical Plane Through 80-Deg Lateral    - - - Horizontal Cone Through 67.5-Deg Vertical

REPORT NUMBER: P191385

CATALOG NUMBER: GAN-AF-07-LED-U-T2-1200

**FLUX DISTRIBUTION:**

		Downward	Upward	Total
<b>House Side</b>	Lumens	8538.5	0.0	8538.5
	% Fixture	18.4	0.0	18.4
<b>Street Side</b>	Lumens	37825.7	0.0	37825.7
	% Fixture	81.6	0.0	81.6
<b>Total</b>	Lumens	46364.2	0.0	46364.2
	% Fixture	100.0	0.0	100.0

**Coefficient of Utilization**

**ZONAL LUMENS:**

Zone	Lumens	% Fixture
0°-10°	594.2	1.3
10°-20°	1711.7	3.7
20°-30°	2833.2	6.1
30°-40°	4634.4	10.0
40°-50°	7482.7	16.1
50°-60°	10802.8	23.3
60°-70°	11921.5	25.7
70°-80°	5495.1	11.9
80°-90°	888.8	1.9
90°-100°	0.0	0.0
100°-110°	0.0	0.0
110°-120°	0.0	0.0
120°-130°	0.0	0.0
130°-140°	0.0	0.0
140°-150°	0.0	0.0
150°-160°	0.0	0.0
160°-170°	0.0	0.0
170°-180°	0.0	0.0
0°-90°	46364.2	100.0
0°-180°	46364.2	100.0



REPORT NUMBER: P191385

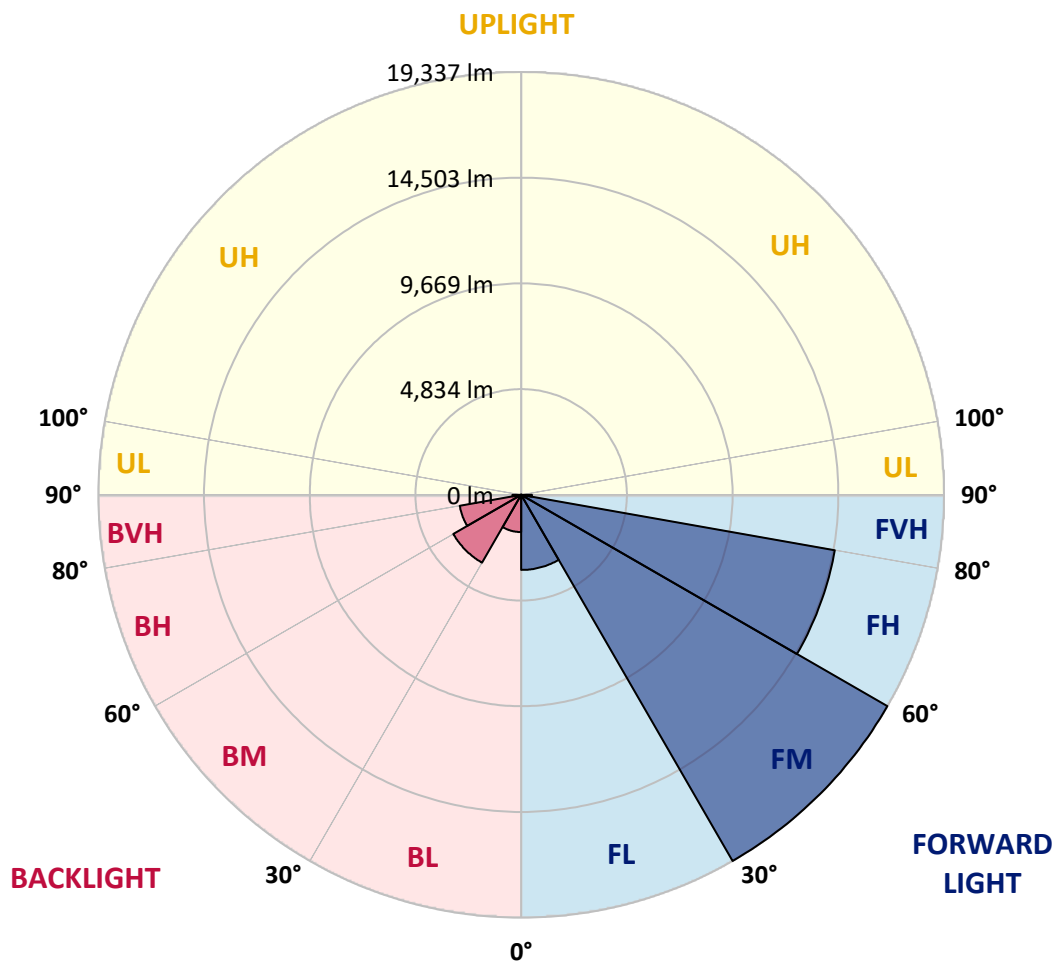
CATALOG NUMBER: GAN-AF-07-LED-U-T2-1200

**LUMINAIRE CLASSIFICATION SYSTEM LUMEN TABLE AND BUG RATING:**

Zone		Lumens	% Fixture	Zone Rating/Lumen Limit		
				B	U	G
FL	(0°-30°)	3435.5	7.4			
FM	(30°-60°)	19337.3	41.7			
FH	(60°-80°)	14564.2	31.4			G5
FVH	(80°-90°)	488.7	1.1			G3/500
BL	(0°-30°)	1703.6	3.7	B3/2500		
BM	(30°-60°)	3582.5	7.7	B3/5000		
BH	(60°-80°)	2852.4	6.2	B4/5000		G4/5000
BVH	(80°-90°)	400.1	0.9			G3/500
UL	(90°-100°)	0.0	0.0		U0/0	
UH	(100°-180°)	0.0	0.0		U0/0	

**BUG Rating: B4-U0-G5**

Type II Medium





REPORT NUMBER: P191385

CATALOG NUMBER: GAN-AF-07-LED-U-T2-1200

**CANDELA DISTRIBUTION (FULL):**

	0°	5°	15°	25°	35°	45°	55°	65°	75°	80°	85°
0°	6441.3	6441.3	6441.3	6441.3	6441.3	6441.3	6441.3	6441.3	6441.3	6441.3	6441.3
2.5°	7046.2	7005.2	7012.0	7000.6	6966.3	6907.0	6843.0	6726.6	6605.7	6541.8	6491.5
5°	7635.1	7623.7	7607.7	7571.2	7484.4	7361.2	7208.2	7002.8	6781.4	6665.0	6553.2
7.5°	8075.7	8068.8	8048.3	8025.5	7941.0	7792.6	7562.1	7269.9	6948.1	6788.3	6614.8
10°	8112.2	8123.6	8139.5	8201.2	8212.6	8132.7	7897.6	7543.9	7121.6	6916.1	6694.7
12.5°	7801.7	7826.8	7888.5	8045.9	8212.6	8310.8	8189.7	7831.4	7324.6	7075.9	6795.2
15°	7390.9	7404.5	7479.9	7696.8	7995.8	8299.3	8413.5	8148.7	7587.2	7281.4	6945.7
17.5°	7215.1	7221.9	7274.5	7418.2	7696.8	8130.4	8539.0	8493.4	7909.0	7537.0	7130.7
20°	7126.1	7142.0	7217.4	7358.9	7534.6	7913.5	8557.3	8865.4	8292.4	7856.5	7363.5
22.5°	7379.5	7372.6	7400.0	7470.8	7619.1	7847.4	8543.6	9248.9	8780.9	8267.4	7667.0
25°	7970.6	7995.8	7947.8	7867.9	7915.9	8075.7	8616.6	9664.3	9392.6	8794.6	8064.2
27.5°	8812.9	8787.8	8717.1	8529.9	8431.7	8500.2	8858.5	10111.7	10152.8	9488.6	8589.2
30°	9652.9	9632.3	9563.9	9335.7	9134.7	9077.7	9328.8	10625.3	11058.9	10321.7	9232.8
32.5°	10524.8	10502.0	10438.1	10209.9	9967.8	9835.5	9997.5	11218.7	12127.2	11316.8	9990.6
35°	11599.9	11556.5	11421.9	11104.5	10867.2	10764.5	10839.8	11965.0	13359.7	12494.6	10910.6
37.5°	12611.0	12677.2	12540.3	12102.0	11793.9	11757.4	11841.9	12875.8	14688.1	13811.7	11967.4
40°	13626.8	13638.2	13514.9	13156.6	12839.3	12779.9	12992.2	13980.6	16256.3	15386.6	13252.4
42.5°	14676.8	14699.6	14491.8	14160.9	13928.1	13939.5	14181.5	15274.8	18054.9	17242.3	14731.5
45°	15920.7	15955.0	15726.7	15293.0	15080.8	15507.6	15407.2	16726.5	20027.0	19351.4	16429.7
47.5°	17221.8	17274.3	17100.8	16694.6	16429.7	17016.4	16632.9	18335.7	22149.9	21613.4	18294.6
50°	17931.7	18007.0	18175.9	18146.2	18089.1	17991.0	18000.1	20061.3	24338.8	23969.0	20212.0
52.5°	17550.5	17548.2	18164.4	18913.1	19712.1	19771.4	19666.4	21880.5	26383.9	26272.0	22017.4
55°	15806.6	15925.3	16858.8	18308.3	20490.4	21853.1	22163.5	23964.5	28392.6	28522.6	23850.3
57.5°	12903.2	13001.4	14261.4	16281.4	19440.5	23090.3	25715.1	26993.3	30638.6	31245.7	26290.3
60°	8751.2	8870.0	10205.3	12631.6	16614.7	22400.9	29095.6	32398.4	33327.4	34708.4	29714.2
62.5°	5142.6	5249.9	6338.6	7968.4	11698.1	19198.4	30579.3	40088.3	37598.0	39933.1	34936.6
65°	3540.2	3613.3	4142.8	4960.0	6722.1	12930.6	28739.5	45397.5	44169.5	46406.4	40992.2
67.5°	2848.6	2839.5	3259.4	3816.4	4327.7	6667.3	21732.1	44797.2	49948.9	50882.5	44135.3
70°	2346.4	2337.3	2622.6	3083.7	3458.1	3754.7	11837.3	37803.5	48771.1	49150.0	41241.0
72.5°	1962.9	1972.1	2154.7	2497.1	2837.2	2828.0	5201.9	26594.0	38367.3	40987.6	32875.5
75°	1657.1	1661.7	1782.7	2024.6	2303.1	2278.0	2821.2	14407.4	22302.8	24126.5	18223.9
77.5°	1410.6	1415.2	1492.8	1627.4	1826.1	1816.9	2058.9	6224.5	9303.6	9189.5	6233.7
80°	1257.7	1257.7	1294.2	1319.3	1428.9	1387.8	1527.1	2990.1	3932.8	3631.6	2488.0
82.5°	986.0	990.6	1214.3	1205.1	1125.2	1072.8	1072.8	1762.1	2084.0	1926.4	1456.3
85°	554.6	552.4	782.9	945.0	990.6	755.6	748.7	986.0	1134.5	999.7	705.3
87.5°	237.4	241.9	362.9	420.0	561.5	470.3	463.4	509.0	577.5	499.9	326.4
90°	0.0	0.0	0.0	0.0	0.0	0.0	0.0	0.0	0.0	0.0	0.0



REPORT NUMBER: P191385

CATALOG NUMBER: GAN-AF-07-LED-U-T2-1200

**CANDELA DISTRIBUTION (continued):**

	90°	95°	105°	115°	125°	135°	145°	155°	165°	175°	180°
0°	6441.3	6441.3	6441.3	6441.3	6441.3	6441.3	6441.3	6441.3	6441.3	6441.3	6441.3
2.5°	6443.7	6384.2	6254.2	6092.1	5946.0	5850.2	5763.4	5637.9	5644.7	5558.0	5494.1
5°	6439.1	6315.8	6014.5	5656.1	5311.5	5062.7	4875.5	4706.6	4665.5	4585.6	4537.7
7.5°	6443.7	6242.8	5736.0	5163.1	4736.3	4421.3	4261.5	4172.5	4152.0	4124.5	4126.9
10°	6459.6	6176.6	5430.1	4702.0	4254.7	4047.0	4008.1	4035.5	4067.5	4076.7	4078.9
12.5°	6496.1	6117.2	5094.6	4291.2	3953.4	3889.5	3955.6	4049.2	4110.8	4140.5	4138.2
15°	6578.3	6071.5	4772.8	3969.4	3786.8	3821.0	3944.2	4076.7	4165.7	4206.7	4209.0
17.5°	6667.3	6005.3	4441.9	3722.8	3663.5	3750.2	3903.2	4058.4	4167.9	4213.5	4222.7
20°	6783.7	5923.2	4094.9	3538.0	3547.1	3645.2	3789.0	3944.2	4065.2	4104.0	4122.3
22.5°	6936.6	5834.2	3791.3	3387.3	3414.7	3490.0	3601.8	3736.5	3841.5	3859.8	3875.8
25°	7142.0	5738.3	3549.3	3250.3	3261.8	3305.2	3380.4	3460.3	3533.4	3512.8	3528.8
27.5°	7418.2	5656.1	3369.0	3124.8	3104.2	3113.4	3152.2	3177.3	3216.1	3159.1	3165.9
30°	7742.4	5567.1	3229.8	3015.2	2958.2	2942.2	2951.3	2965.0	2994.7	2917.0	2905.7
32.5°	8119.1	5459.8	3099.7	2919.4	2839.5	2807.5	2812.1	2848.6	2962.8	2914.8	2889.7
35°	8557.3	5338.9	2962.8	2814.3	2759.6	2714.0	2709.4	2823.5	3163.6	3133.9	3111.1
37.5°	9070.8	5217.9	2825.8	2695.7	2700.3	2650.1	2634.1	2764.1	3202.4	3086.0	3070.0
40°	9723.7	5153.9	2709.4	2570.2	2627.2	2620.4	2588.4	2654.6	2946.8	2734.4	2707.1
42.5°	10531.7	5163.1	2622.6	2435.4	2540.5	2613.5	2563.3	2565.6	2670.6	2510.8	2485.7
45°	11529.2	5270.3	2561.1	2328.2	2442.3	2606.7	2554.2	2517.7	2526.8	2442.3	2428.6
47.5°	12693.2	5491.8	2517.7	2239.1	2348.7	2581.5	2551.9	2504.0	2483.4	2437.8	2426.3
50°	13987.4	5813.6	2485.7	2154.7	2264.3	2540.5	2554.2	2490.3	2467.5	2449.1	2442.3
52.5°	15258.8	6181.1	2437.8	2081.7	2198.1	2490.3	2561.1	2476.6	2451.5	2437.8	2430.9
55°	16676.2	6639.9	2364.8	2020.0	2143.3	2426.3	2561.1	2456.0	2428.6	2430.9	2428.6
57.5°	18591.3	7381.7	2278.0	1967.5	2077.1	2348.7	2517.7	2433.2	2398.9	2401.3	2403.5
60°	21583.8	8689.7	2173.0	1915.1	1995.0	2257.4	2458.3	2383.0	2348.7	2357.9	2360.2
62.5°	25984.5	10609.2	2036.0	1837.4	1908.2	2159.2	2376.1	2319.0	2284.9	2307.7	2307.7
65°	30558.7	12302.9	1867.1	1739.3	1816.9	2052.0	2273.4	2239.1	2205.0	2257.4	2255.2
67.5°	31789.0	11924.0	1698.2	1632.0	1725.6	1933.3	2150.1	2131.9	2113.6	2205.0	2200.4
70°	28239.7	9573.0	1543.0	1522.5	1625.2	1805.5	2017.8	2017.8	2006.3	2074.9	2058.9
72.5°	21515.2	6788.3	1394.6	1406.0	1511.0	1666.3	1873.9	1889.9	1871.7	1906.0	1892.3
75°	11517.7	3884.9	1246.3	1278.2	1369.5	1524.7	1714.2	1730.2	1718.8	1716.5	1723.4
77.5°	3827.8	1899.1	1091.1	1141.3	1221.2	1378.6	1547.5	1572.7	1545.3	1540.7	1538.4
80°	1705.1	1193.8	919.8	986.0	1056.8	1212.0	1371.8	1392.3	1362.7	1403.8	1351.2
82.5°	1095.6	785.2	737.2	810.3	878.8	1045.5	1196.0	1200.6	1173.2	1362.7	1161.8
85°	531.8	486.2	554.6	620.8	680.2	821.7	990.6	992.9	924.4	842.3	812.6
87.5°	264.7	283.1	369.8	429.1	458.8	563.7	721.3	707.6	677.9	616.3	568.4
90°	0.0	0.0	0.0	0.0	0.0	0.0	0.0	0.0	0.0	0.0	0.0

(END OF REPORT)